Cooper Lighting Solutions Photometric Lab
1121 Highway 74 South
Peachtree City, GA 30269

Cooper Lighting Solutions Photometric Lab
1121 Highway 74 South
Peachtree City, GA 30269

Scaled data based on original data using

LM-79-2024 Approved Method: Electrical and Photometric Measurements of Solid-State Lighting Products

Test Report Prepared for

Cooper Lighting Solutions

Brand: LUMARK

Report Number: P1459983

Luminaire Tested: PRV-P-PB2C-750-U-T4W

Issue Date: 06/09/2026

Test Information

Test Method:	LM-79-2024
Report Number:	P1459983
Test Lab:	INNOVATION CENTER(G3)
Issue Date:	6/9/2026
Manufacturer:	COOPER LIGHTING SOLUTIONS
Product Line:	LUMARK
Catalog Number:	PRV-P-PB2C-750-U-T4W
Description:	PREVAIL PETITE DISCRETE LED 2 SQUARES AT 555MA 70CRI 5000K FIXTURE w/ TYPE IV WIDE DISTRIBUTION OPTIC
Light Source:	(20) 5000K CCT, 70 CRI LEDS
Ballast/Driver:	ELECTRONIC DRIVER

Summary

Lumens per Lamp:	N/A
Luminaire Lumens:	9841.7 lumens
Efficiency:	N/A
Efficacy:	133.0 lumens/watt
Luminous Opening:	Rectangular (W 0.67' x L: 0.33' x H: 0')
IES Classification:	Type IV - Short
BUG Rating:	B2 - U0 - G2
Input Watts (W):	74
Input Voltage (V):	120
Input Current (Ain):	NR
Voltage Rise (V):	NR
Power Factor:	0.97
Total Harmonic Distortion (THDi):	8.0%
Frequency (hertz):	60
Stabilization Time:	NR
Operation Time:	NR
Ambient Temperature (°C):	NR
Test Distance:	28.75 FT

Cooper Lighting Solutions Photometric Lab
1121 Highway 74 South
Peachtree City, GA 30269

Scaled Data Report

REPORT NUMBER: P1459983
CATALOG NUMBER: PRV-P-PB2C-750-U-T4W

Iso-Footcandle Lines of Horizontal Illumination

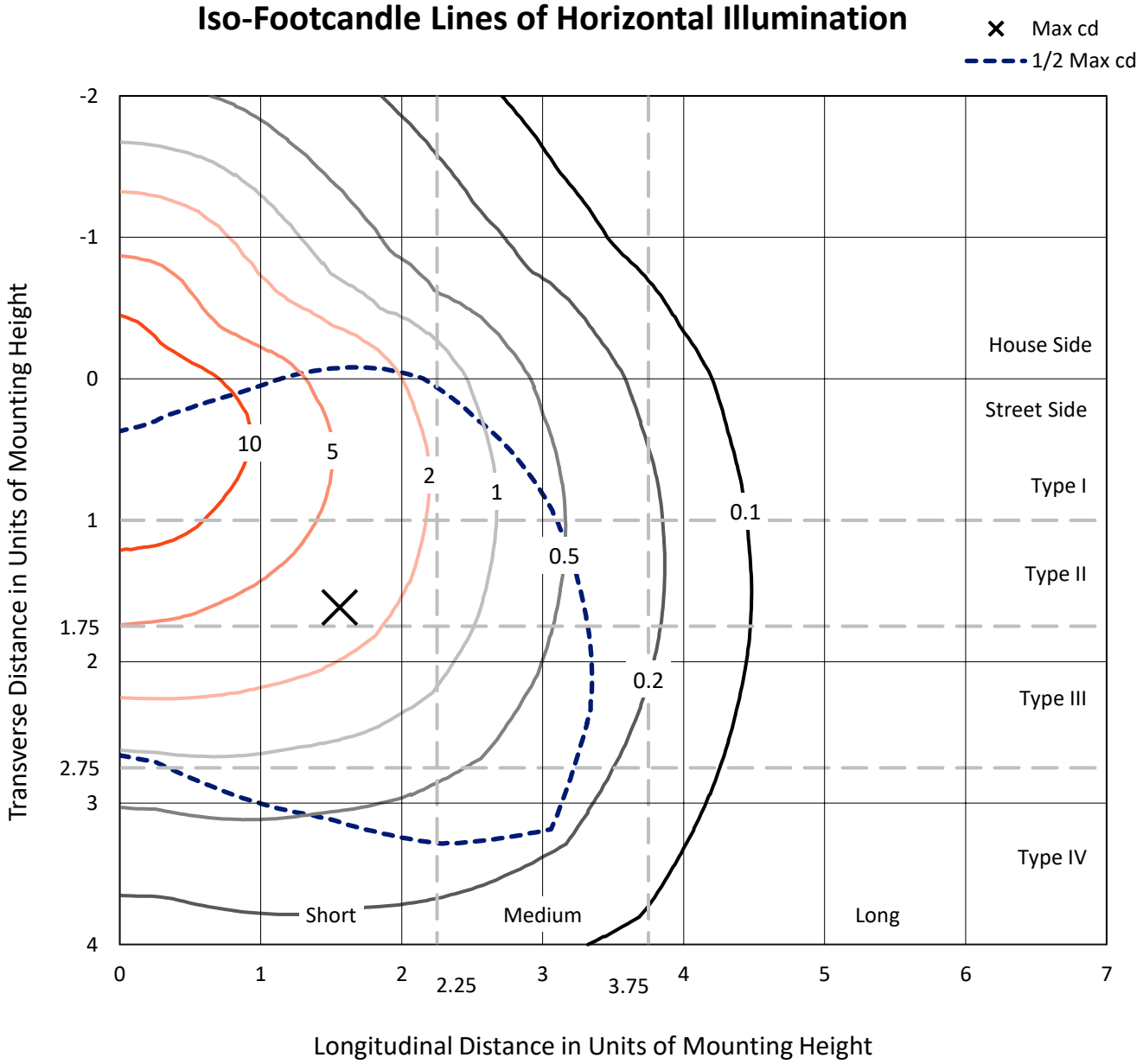

Based on 10 foot mounting height. Maximum calculated value = 18.4 fc
Type IV - Short - N/A

REPORT NUMBER: P1459983
CATALOG NUMBER: PRV-P-PB2C-750-U-T4W

Luminous Intensity Polar Plot

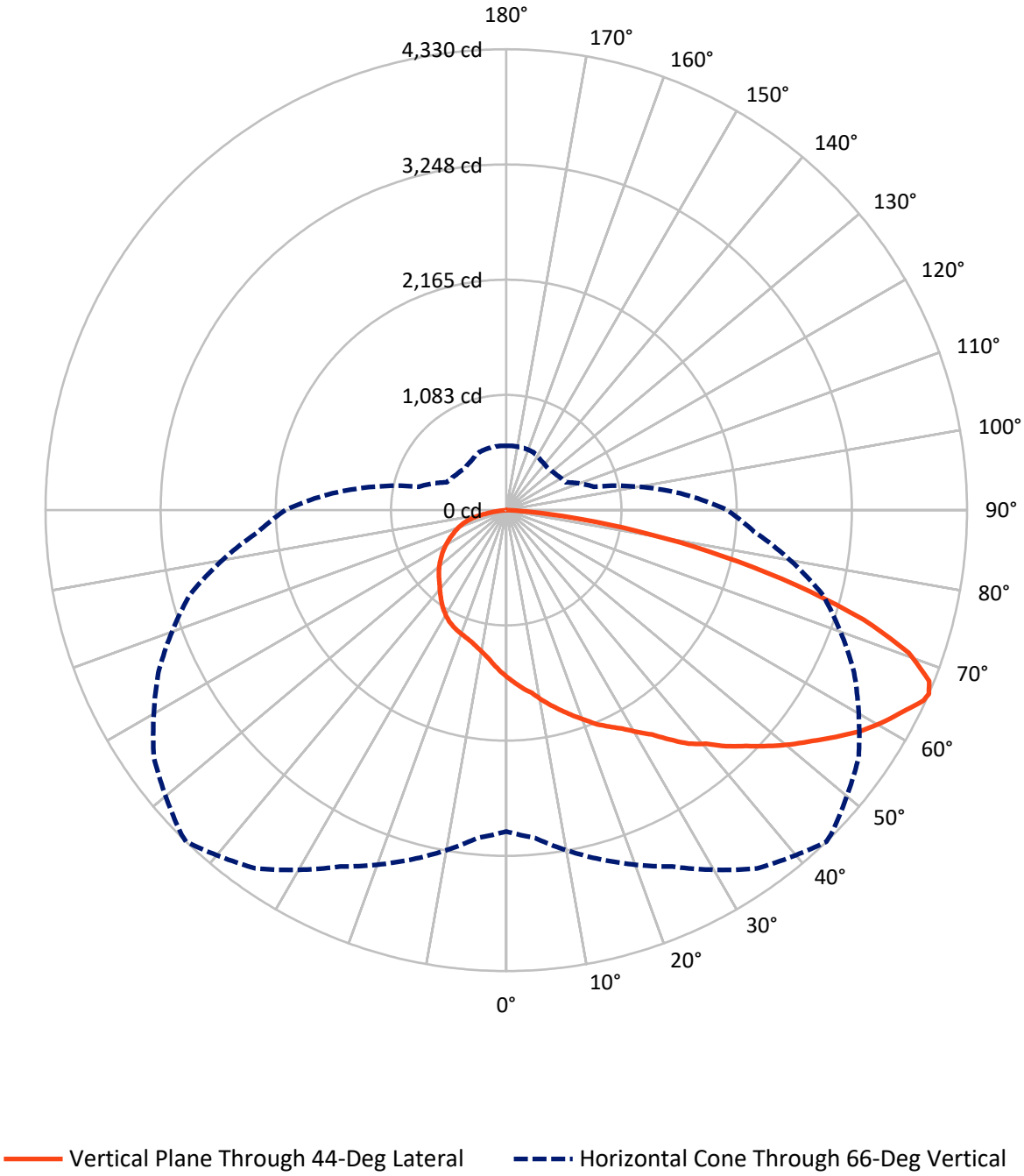

REPORT NUMBER: P1459983
CATALOG NUMBER: PRV-P-PB2C-750-U-T4W

FLUX DISTRIBUTION:

		Downward	Upward	Total
House Side	Lumens	2494.2	0.0	2494.2
	% Fixture	25.3	0.0	25.3
Street Side	Lumens	7347.5	0.0	7347.5
	% Fixture	74.7	0.0	74.7
Total	Lumens	9841.7	0.0	9841.7
	% Fixture	100.0	0.0	100.0

ZONAL LUMENS:

Zone	Lumens	% Fixture
0°-10°	150.2	1.5
10°-20°	462.6	4.7
20°-30°	802.8	8.2
30°-40°	1197.8	12.2
40°-50°	1638.2	16.6
50°-60°	2044.9	20.8
60°-70°	2116.0	21.5
70°-80°	1231.0	12.5
80°-90°	198.1	2.0
90°-100°	0.0	0.0
100°-110°	0.0	0.0
110°-120°	0.0	0.0
120°-130°	0.0	0.0
130°-140°	0.0	0.0
140°-150°	0.0	0.0
150°-160°	0.0	0.0
160°-170°	0.0	0.0
170°-180°	0.0	0.0
0°-90°	9841.7	100.0
0°-180°	9841.7	100.0

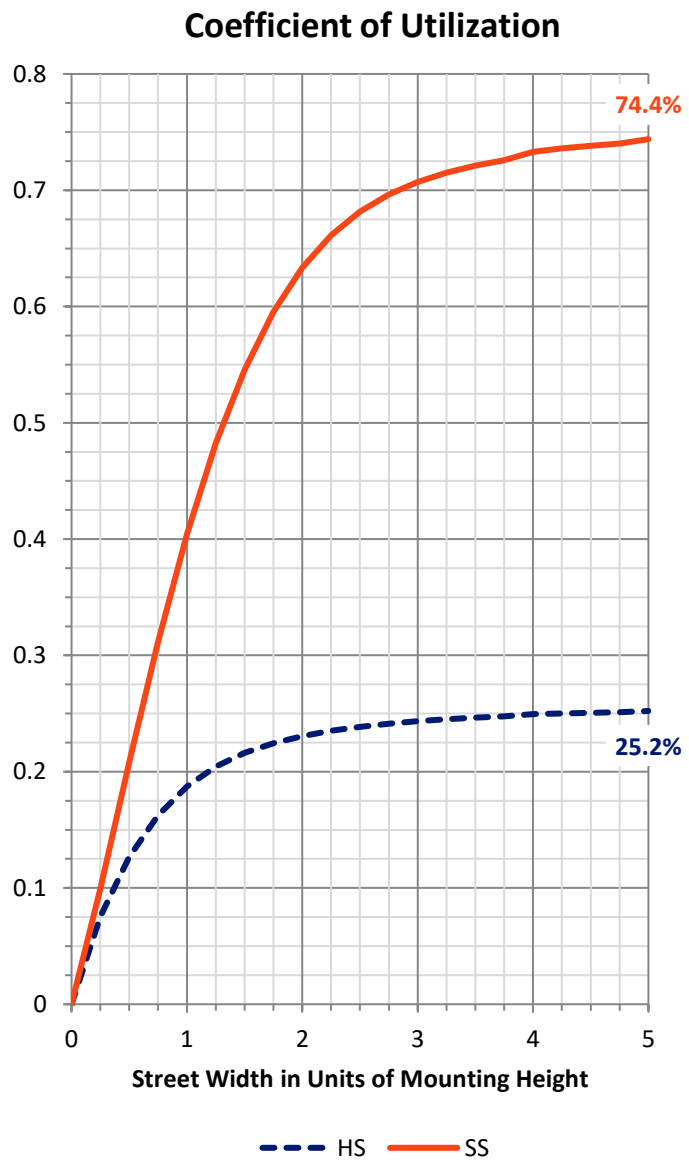

REPORT NUMBER: P1459983
CATALOG NUMBER: PRV-P-PB2C-750-U-T4W

LUMINAIRE CLASSIFICATION SYSTEM LUMEN TABLE AND BUG RATING:

Zone		Lumens	% Fixture	Zone Rating/Lumen Limit B	U	G
FL	(0°-30°)	853.4	8.7			
FM	(30°-60°)	3616.1	36.7			
FH	(60°-80°)	2728.3	27.7			G2/5000
FVH	(80°-90°)	149.7	1.5			G2/225
BL	(0°-30°)	562.2	5.7	B2/1000		
BM	(30°-60°)	1264.8	12.9	B2/2500		
BH	(60°-80°)	618.8	6.3	B2/1000		G2/1000
BVH	(80°-90°)	48.5	0.5			G1/100
UL	(90°-100°)	0.0	0.0		U0/0	
UH	(100°-180°)	0.0	0.0		U0/0	

BUG Rating: B2-U0-G2
Type IV Short

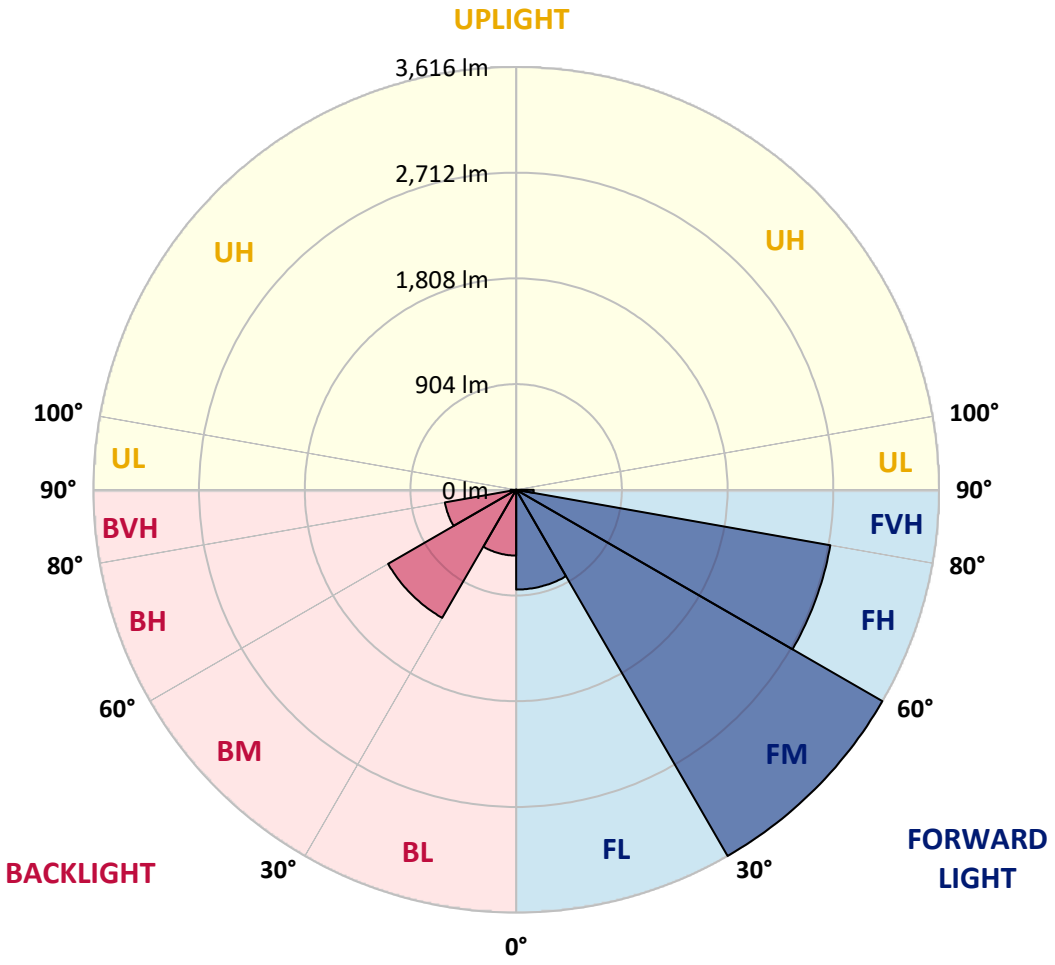

REPORT NUMBER: P1459983
CATALOG NUMBER: PRV-P-PB2C-750-U-T4W

CANDELA DISTRIBUTION (FULL):

	0°	5°	15°	25°	35°	44°	45°	55°	65°	75°	85°
0°	1571.1	1571.1	1571.1	1571.1	1571.1	*1571.1*	1571.1	1571.1	1571.1	1571.1	1571.1
2.5°	1642.6	1642.6	1645.8	1642.6	1634.7	*1626.7*	1626.7	1620.4	1598.1	1594.9	1577.4
5°	1715.8	1720.5	1715.8	1709.4	1703.1	*1685.6*	1684.0	1663.3	1629.9	1606.1	1583.8
7.5°	1784.1	1792.1	1792.1	1784.1	1761.9	*1733.3*	1734.9	1711.0	1663.3	1628.3	1596.5
10°	1879.6	1876.4	1881.1	1860.5	1839.8	*1809.6*	1796.9	1760.3	1709.4	1664.9	1612.4
12.5°	1978.1	1968.6	1970.2	1947.9	1920.9	*1882.7*	1868.4	1814.4	1755.5	1698.3	1633.1
15°	2040.2	2044.9	2049.7	2024.3	2008.4	*1954.3*	1943.2	1890.7	1806.4	1730.1	1653.8
17.5°	2105.4	2094.2	2116.5	2094.2	2081.5	*2029.0*	2030.6	1954.3	1855.7	1773.0	1679.2
20°	2149.9	2153.1	2162.6	2161.0	2151.5	*2102.2*	2102.2	2040.2	1925.7	1811.2	1699.9
22.5°	2197.6	2199.2	2213.5	2215.1	2202.4	*2184.9*	2181.7	2107.0	1994.0	1865.2	1728.5
25°	2280.3	2273.9	2280.3	2267.6	2269.1	*2253.2*	2253.2	2208.7	2078.3	1922.5	1766.7
27.5°	2393.2	2394.8	2378.9	2363.0	2343.9	*2323.2*	2334.3	2283.5	2169.0	1994.0	1808.0
30°	2539.5	2542.7	2523.6	2477.5	2437.7	*2417.0*	2407.5	2382.0	2264.4	2067.2	1857.3
32.5°	2758.9	2738.2	2701.7	2628.5	2564.9	*2512.4*	2515.6	2480.6	2372.5	2153.1	1905.0
35°	2922.7	2908.4	2879.8	2819.3	2746.2	*2646.0*	2646.0	2585.6	2474.3	2242.1	1954.3
37.5°	3076.9	3078.5	3051.5	2976.8	2921.1	*2784.4*	2762.1	2681.0	2569.7	2328.0	2014.7
40°	3321.8	3270.9	3210.5	3135.8	3035.6	*2886.1*	2876.6	2797.1	2677.8	2426.6	2075.1
42.5°	3469.7	3441.1	3379.1	3283.7	3162.8	*3032.4*	3014.9	2910.0	2793.9	2526.8	2151.5
45°	3671.7	3624.0	3542.9	3477.7	3283.7	*3161.2*	3146.9	3045.1	2921.1	2636.5	2221.4
47.5°	3822.7	3717.8	3697.1	3652.6	3425.2	*3310.7*	3291.6	3186.7	3054.7	2773.2	2308.9
50°	3876.8	3818.0	3840.2	3760.7	3552.4	*3460.2*	3453.8	3345.7	3188.3	2892.5	2388.4
52.5°	3895.9	3910.2	3934.0	3824.3	3676.4	*3603.3*	3596.9	3493.6	3323.4	3003.8	2461.6
55°	4004.0	4000.8	4032.6	3921.3	3832.3	*3759.1*	3749.6	3658.9	3445.9	3100.8	2526.8
57.5°	4102.6	4062.8	4099.4	4015.1	3977.0	*3919.7*	3918.1	3811.6	3563.5	3180.3	2564.9
60°	4066.0	4008.8	4072.4	4004.0	4054.9	*4054.9*	4069.2	3934.0	3655.8	3247.1	2584.0
62.5°	3759.1	3757.5	3905.4	3926.1	4102.6	*4177.3*	4161.4	4008.8	3698.7	3255.0	2553.8
65°	3242.3	3302.7	3577.8	3794.1	4121.7	*4310.9*	4295.0	4039.0	3649.4	3145.3	2434.5
66°	*3018.1*	*3091.3*	*3395.0*	*3693.9*	*4109.0*	*4330.0*	*4314.1*	*4043.8*	*3606.5*	*3080.1*	*2340.7*
67.5°	2628.5	2709.6	3099.2	3519.0	4026.3	*4287.0*	4293.4	4018.3	3477.7	2917.9	2200.8
70°	2006.8	2092.6	2558.6	3042.0	3698.7	*4012.0*	4010.4	3749.6	3159.6	2550.6	1862.1
72.5°	1451.8	1502.7	1989.3	2450.4	3150.1	*3507.9*	3528.5	3228.0	2661.9	2081.5	1470.9
75°	1030.4	1055.9	1426.4	1825.5	2432.9	*2814.6*	2790.7	2529.9	2035.4	1559.9	1116.3
77.5°	702.8	755.3	1012.9	1278.5	1742.8	*2081.5*	2046.5	1757.1	1443.9	1095.6	814.2
80°	438.9	469.1	621.7	790.3	1113.1	*1362.8*	1369.1	1156.0	911.2	747.4	597.9
82.5°	241.7	254.4	362.6	437.3	543.8	*717.2*	744.2	694.9	566.1	488.2	419.8
85°	66.8	66.8	112.9	128.8	173.3	*240.1*	240.1	251.2	221.0	174.9	135.2
87.5°	3.2	3.2	3.2	4.8	4.8	*4.8*	4.8	8.0	6.4	3.2	3.2
90°	0.0	0.0	0.0	0.0	0.0	*0.0*	0.0	0.0	0.0	0.0	0.0

REPORT NUMBER: P1459983
CATALOG NUMBER: PRV-P-PB2C-750-U-T4W

CANDELA DISTRIBUTION (continued):

	90°	95°	105°	115°	125°	135°	145°	155°	165°	175°	180°
0°	1571.1	1571.1	1571.1	1571.1	1571.1	1571.1	1571.1	1571.1	1571.1	1571.1	1571.1
2.5°	1569.5	1564.7	1552.0	1540.9	1526.5	1518.6	1507.5	1497.9	1494.7	1485.2	1485.2
5°	1564.7	1556.8	1521.8	1499.5	1480.4	1458.2	1447.0	1431.1	1424.8	1413.6	1415.2
7.5°	1571.1	1555.2	1507.5	1464.5	1434.3	1400.9	1383.4	1373.9	1362.8	1353.2	1350.0
10°	1582.2	1556.8	1494.7	1435.9	1386.6	1354.8	1332.5	1316.6	1315.1	1310.3	1308.7
12.5°	1593.3	1558.3	1486.8	1413.6	1359.6	1319.8	1294.4	1281.7	1284.8	1292.8	1289.6
15°	1610.8	1567.9	1472.5	1383.4	1324.6	1284.8	1268.9	1262.6	1278.5	1284.8	1286.4
17.5°	1622.0	1572.7	1455.0	1356.4	1291.2	1259.4	1251.4	1257.8	1272.1	1291.2	1294.4
20°	1636.3	1575.8	1437.5	1327.8	1261.0	1238.7	1245.1	1261.0	1280.1	1305.5	1310.3
22.5°	1656.9	1583.8	1428.0	1294.4	1229.2	1219.6	1238.7	1265.8	1286.4	1318.2	1321.4
25°	1682.4	1598.1	1404.1	1261.0	1192.6	1195.8	1232.4	1267.4	1288.0	1318.2	1327.8
27.5°	1715.8	1614.0	1388.2	1222.8	1157.6	1171.9	1214.9	1259.4	1284.8	1315.1	1324.6
30°	1747.6	1628.3	1370.7	1183.1	1116.3	1138.5	1191.0	1237.1	1267.4	1294.4	1308.7
32.5°	1785.7	1650.6	1354.8	1149.7	1078.1	1102.0	1159.2	1216.5	1248.3	1275.3	1286.4
35°	1822.3	1672.8	1346.9	1116.3	1040.0	1062.2	1119.5	1186.3	1221.2	1238.7	1257.8
37.5°	1868.4	1706.2	1342.1	1087.7	1000.2	1016.1	1081.3	1151.3	1187.8	1205.3	1222.8
40°	1927.3	1752.3	1343.7	1059.0	958.9	971.6	1041.5	1117.9	1159.2	1167.2	1183.1
42.5°	1984.5	1793.7	1346.9	1032.0	922.3	928.6	1001.8	1079.7	1114.7	1121.1	1137.0
45°	2048.1	1850.9	1346.9	998.6	884.1	893.7	963.6	1038.4	1078.1	1081.3	1094.0
47.5°	2118.1	1906.6	1340.5	963.6	847.6	857.1	925.5	990.7	1027.2	1032.0	1044.7
50°	2188.0	1951.1	1326.2	920.7	811.0	823.7	880.9	941.4	966.8	974.8	984.3
52.5°	2254.8	1990.9	1291.2	876.2	774.4	783.9	834.8	884.1	904.8	914.3	919.1
55°	2305.7	2017.9	1243.5	826.9	742.6	745.8	782.4	823.7	838.0	838.0	846.0
57.5°	2332.8	2022.7	1176.7	776.0	706.0	706.0	731.5	768.0	774.4	772.8	774.4
60°	2340.7	1995.6	1095.6	728.3	669.5	661.5	682.2	706.0	707.6	707.6	715.6
62.5°	2300.9	1920.9	998.6	682.2	632.9	615.4	631.3	655.1	659.9	659.9	661.5
65°	2167.4	1761.9	892.1	636.1	593.1	572.5	586.8	617.0	626.5	624.9	623.3
66°	*2076.7*	*1684.0*	*849.1*	*617.0*	*577.2*	*553.4*	*569.3*	*601.1*	*605.8*	*605.8*	*604.3*
67.5°	1922.5	1523.4	774.4	588.4	548.6	527.9	545.4	569.3	577.2	582.0	582.0
70°	1598.1	1254.6	677.4	537.5	499.3	485.0	497.7	515.2	520.0	526.3	523.2
72.5°	1261.0	982.7	589.9	486.6	454.8	437.3	443.7	459.6	472.3	477.0	470.7
75°	957.3	761.7	513.6	435.7	405.5	384.8	384.8	381.6	381.6	394.4	376.9
77.5°	718.7	602.7	446.8	370.5	338.7	316.4	303.7	306.9	286.2	270.3	257.6
80°	531.1	458.0	365.7	291.0	254.4	219.4	221.0	229.0	179.7	127.2	63.6
82.5°	376.9	332.3	262.4	198.8	151.1	132.0	132.0	138.3	100.2	36.6	0.0
85°	119.3	114.5	103.4	74.7	66.8	50.9	39.8	36.6	41.3	8.0	0.0
87.5°	3.2	3.2	3.2	3.2	1.6	1.6	1.6	1.6	0.0	0.0	0.0
90°	0.0	0.0	0.0	0.0	0.0	0.0	0.0	0.0	0.0	0.0	0.0

Cooper Lighting Solutions Photometric Lab
1121 Highway 74 South
Peachtree City, GA 30269

LM-79-2019: Approved Method: Electrical and Photometric Measurements of Solid-State Lighting Products

Report Prepared for

Cooper Lighting Solutions

McGraw-Edison

Report Number: SP2-2501-321-5

Test Date: 04/10/2025

Luminaire Tested: GKO-PB1E-750-U-T4W

Data in this report applies to families of products including GKO-PB1E-750-U-T4W

Report Generated By FNC07603 / LDUCLS01DT447
Version: v7.04

Test Information

Test Method:	LM-79-2019
Report Number:	SP2-2501-321-5
Test Lab:	COOPER LIGHTING SOLUTIONS
Photometer:	SP2 - 165CM SPHERE
Measurement Geometry:	4π
Issue Date:	04/10/2025
Manufacturer:	COOPER LIGHTING SOLUTIONS
Product Line:	McGraw-Edison
Catalog Number:	**GKO-PB1E-750-U-T4W**
Description:	Gekko Wedge Wall Pack Fixture 1 SQ w/ T4W distribution

Spectral Parameters

CCT (K):	5105	CRI (Ra):		72.2			
CIE u':	0.2079	R1:		68.8	R9:		-38.2
CIE v':	0.4868	R2:		78.3	R10:		48.2
Duv:	0.0035	R3:		84.9	R11:		68.1
CIE x:	0.3428	R4:		71.7	R12:		42.9
CIE y:	0.3567	R5:		69.8	R13:		70.6
CIE z:	0.3005	R6:		69.8	R14:		91.6
Peak Wavelength (nm):	451	R7:		81.2	R15:		61.7
Dominant Wavelength (nm):	567	R8:		53.5			
Purity:	9.884628						

Rf:	74.2
Rg:	92.7

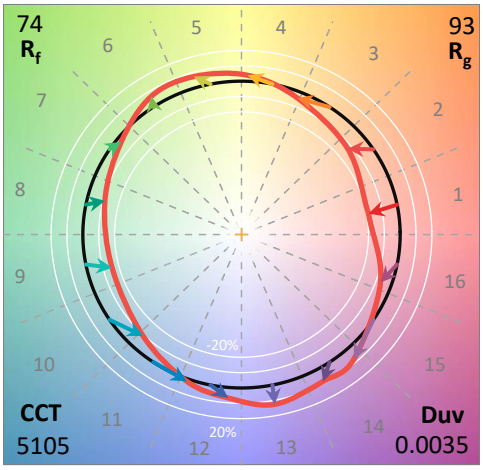

Test Conditions

Stabilization Time:	30M
Operation Time:	1H 30M
Sphere Temperature (°C):	25.0

Measurement and Test Equipment			
Instrument	Identification Number	Calibration Date	Calibration Due Date
Photometer	IN2187	1/6/2025	7/6/2025
Power Meter	INXT2011002	1/21/2025	1/21/2026
AC Power Source	IN0458	10/22/2024	10/22/2025
DC Power Source	IN0212	10/22/2024	10/22/2025
Sphere Thermometer	IN4036B	10/22/2024	10/22/2025
Room Thermometer	IN0046	10/22/2024	10/22/2025

REPORT NUMBER: SP2-2501-321-5

CIE 1931 Chromaticity Diagram

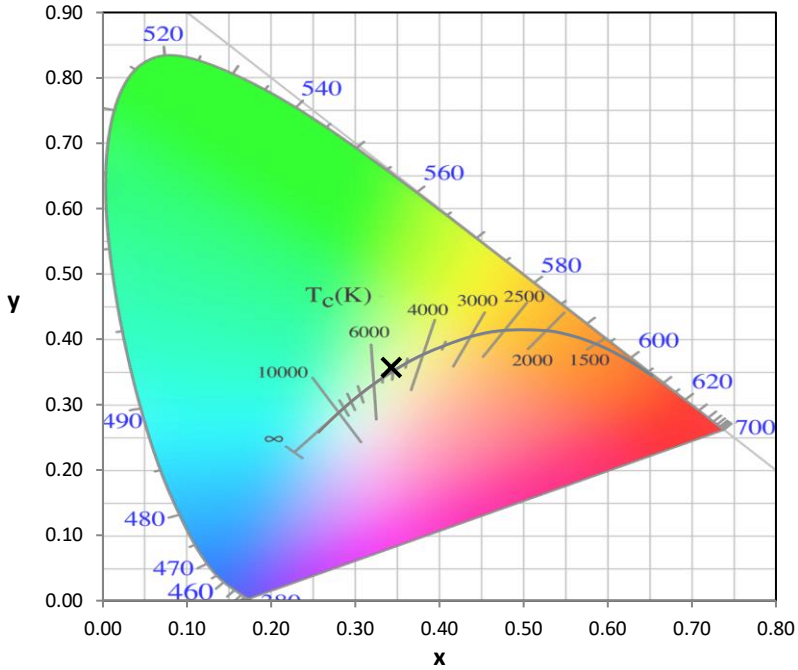

CIE 1931 Chromaticity Diagram with 2017 ANSI 7-Step and 4-Step Quadrangles

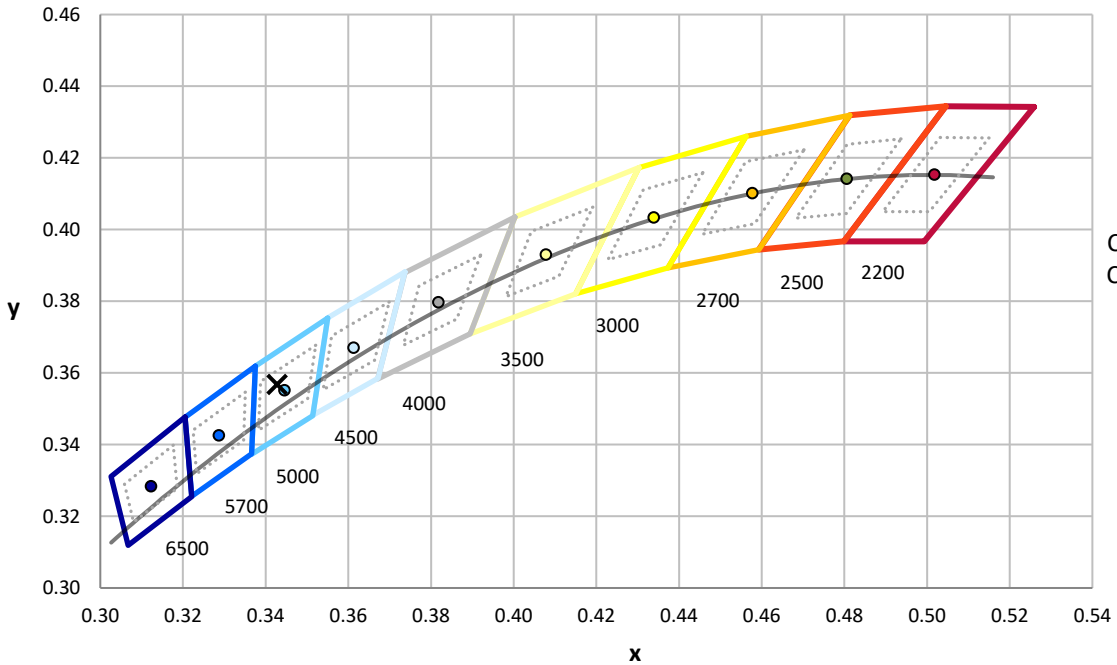

CCT = 5105K
CIE x = 0.3428
CIE y = 0.3567
Duv = 0.0035

Point lies inside the ANSI 5000K 4-step quadrangle

REPORT NUMBER: SP2-2501-321-5

Photopic Flux vs. Wavelength

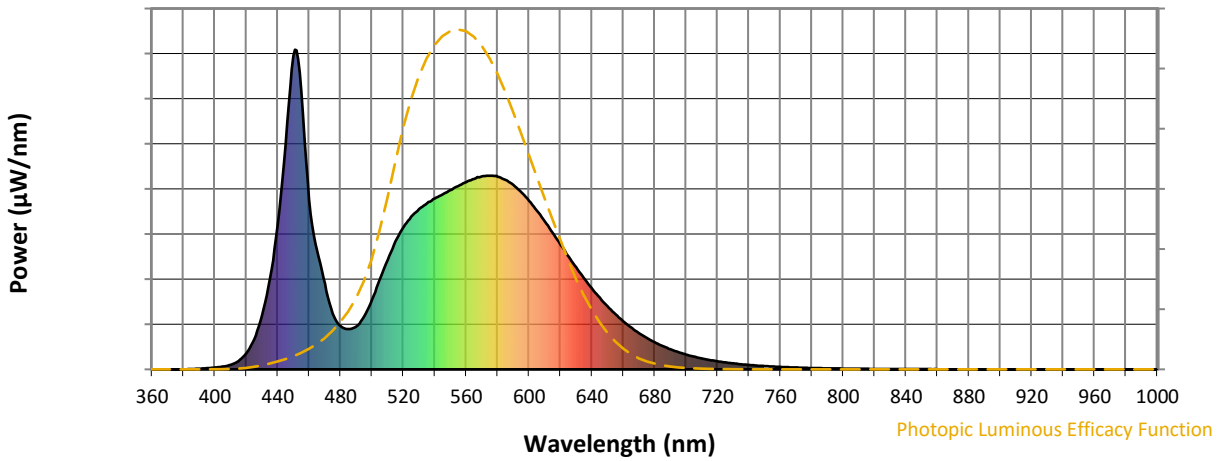

Photopic Lumens: NR

λ (nm)	Power W^/nm	Lumens (ϕ/nm)	λ (nm)	Power W^/nm	Lumens (ϕ/nm)	λ (nm)	Power W^/nm	Lumens (ϕ/nm)	λ (nm)	Power W^/nm	Lumens (ϕ/nm)	λ (nm)	Power W^/nm	Lumens (ϕ/nm)
360	0	NR	490	134	NR	620	390	NR	750	10	NR	880	0	NR
365	0	NR	495	165	NR	625	354	NR	755	9	NR	885	0	NR
370	0	NR	500	218	NR	630	319	NR	760	8	NR	890	0	NR
375	0	NR	505	281	NR	635	285	NR	765	7	NR	895	0	NR
380	0	NR	510	343	NR	640	254	NR	770	6	NR	900	0	NR
385	1	NR	515	400	NR	645	224	NR	775	5	NR	905	0	NR
390	2	NR	520	444	NR	650	197	NR	780	4	NR	910	0	NR
395	4	NR	525	477	NR	655	173	NR	785	4	NR	915	0	NR
400	6	NR	530	501	NR	660	150	NR	790	3	NR	920	0	NR
405	9	NR	535	520	NR	665	131	NR	795	3	NR	925	0	NR
410	14	NR	540	534	NR	670	113	NR	800	2	NR	930	0	NR
415	26	NR	545	547	NR	675	98	NR	805	2	NR	935	0	NR
420	50	NR	550	561	NR	680	85	NR	810	2	NR	940	0	NR
425	95	NR	555	574	NR	685	73	NR	815	2	NR	945	0	NR
430	168	NR	560	586	NR	690	63	NR	820	1	NR	950	0	NR
435	284	NR	565	596	NR	695	54	NR	825	1	NR	955	0	NR
440	452	NR	570	604	NR	700	46	NR	830	1	NR	960	0	NR
445	705	NR	575	606	NR	705	40	NR	835	1	NR	965	0	NR
450	980	NR	580	603	NR	710	34	NR	840	1	NR	970	0	NR
455	869	NR	585	592	NR	715	29	NR	845	1	NR	975	0	NR
460	531	NR	590	577	NR	720	25	NR	850	1	NR	980	0	NR
465	372	NR	595	554	NR	725	22	NR	855	1	NR	985	0	NR
470	268	NR	600	527	NR	730	19	NR	860	1	NR	990	0	NR
475	174	NR	605	497	NR	735	16	NR	865	0	NR	995	0	NR
480	135	NR	610	462	NR	740	14	NR	870	0	NR	1000	0	NR
485	126	NR	615	428	NR	745	12	NR	875	0	NR			

REPORT NUMBER: SP2-2501-321-5

Scotopic Flux vs. Wavelength

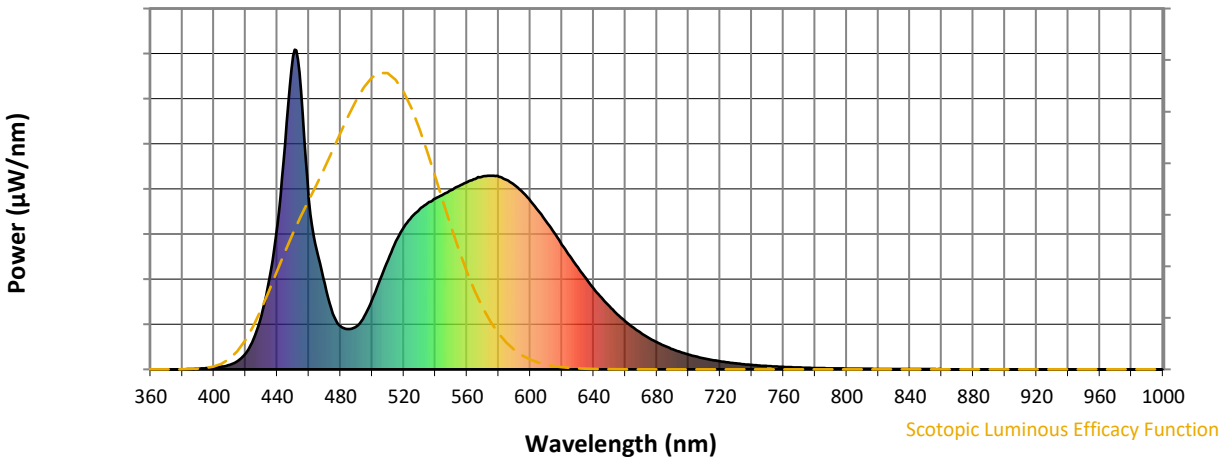

Scotopic Lumens: NR **S/P: 1.82**

λ (nm)	Power W^/nm	Lumens (ϕ/nm)	λ (nm)	Power W^/nm	Lumens (ϕ/nm)	λ (nm)	Power W^/nm	Lumens (ϕ/nm)	λ (nm)	Power W^/nm	Lumens (ϕ/nm)	λ (nm)	Power W^/nm	Lumens (ϕ/nm)
360	0	NR	490	134	NR	620	390	NR	750	10	NR	880	0	NR
365	0	NR	495	165	NR	625	354	NR	755	9	NR	885	0	NR
370	0	NR	500	218	NR	630	319	NR	760	8	NR	890	0	NR
375	0	NR	505	281	NR	635	285	NR	765	7	NR	895	0	NR
380	0	NR	510	343	NR	640	254	NR	770	6	NR	900	0	NR
385	1	NR	515	400	NR	645	224	NR	775	5	NR	905	0	NR
390	2	NR	520	444	NR	650	197	NR	780	4	NR	910	0	NR
395	4	NR	525	477	NR	655	173	NR	785	4	NR	915	0	NR
400	6	NR	530	501	NR	660	150	NR	790	3	NR	920	0	NR
405	9	NR	535	520	NR	665	131	NR	795	3	NR	925	0	NR
410	14	NR	540	534	NR	670	113	NR	800	2	NR	930	0	NR
415	26	NR	545	547	NR	675	98	NR	805	2	NR	935	0	NR
420	50	NR	550	561	NR	680	85	NR	810	2	NR	940	0	NR
425	95	NR	555	574	NR	685	73	NR	815	2	NR	945	0	NR
430	168	NR	560	586	NR	690	63	NR	820	1	NR	950	0	NR
435	284	NR	565	596	NR	695	54	NR	825	1	NR	955	0	NR
440	452	NR	570	604	NR	700	46	NR	830	1	NR	960	0	NR
445	705	NR	575	606	NR	705	40	NR	835	1	NR	965	0	NR
450	980	NR	580	603	NR	710	34	NR	840	1	NR	970	0	NR
455	869	NR	585	592	NR	715	29	NR	845	1	NR	975	0	NR
460	531	NR	590	577	NR	720	25	NR	850	1	NR	980	0	NR
465	372	NR	595	554	NR	725	22	NR	855	1	NR	985	0	NR
470	268	NR	600	527	NR	730	19	NR	860	1	NR	990	0	NR
475	174	NR	605	497	NR	735	16	NR	865	0	NR	995	0	NR
480	135	NR	610	462	NR	740	14	NR	870	0	NR	1000	0	NR
485	126	NR	615	428	NR	745	12	NR	875	0	NR			

REPORT NUMBER: SP2-2501-321-5

Melanopic Flux vs. Wavelength

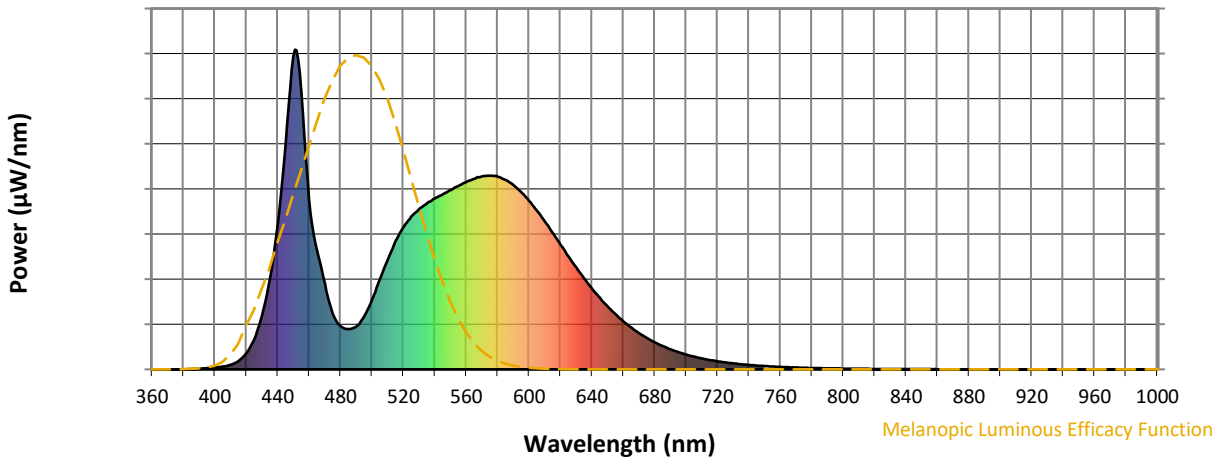

Melanopic Lumens: NR **M/P: 3.75**

λ (nm)	Power W^/nm	Lumens (ϕ/nm)	λ (nm)	Power W^/nm	Lumens (ϕ/nm)	λ (nm)	Power W^/nm	Lumens (ϕ/nm)	λ (nm)	Power W^/nm	Lumens (ϕ/nm)	λ (nm)	Power W^/nm	Lumens (ϕ/nm)
360	0	NR	490	134	NR	620	390	NR	750	10	NR	880	0	NR
365	0	NR	495	165	NR	625	354	NR	755	9	NR	885	0	NR
370	0	NR	500	218	NR	630	319	NR	760	8	NR	890	0	NR
375	0	NR	505	281	NR	635	285	NR	765	7	NR	895	0	NR
380	0	NR	510	343	NR	640	254	NR	770	6	NR	900	0	NR
385	1	NR	515	400	NR	645	224	NR	775	5	NR	905	0	NR
390	2	NR	520	444	NR	650	197	NR	780	4	NR	910	0	NR
395	4	NR	525	477	NR	655	173	NR	785	4	NR	915	0	NR
400	6	NR	530	501	NR	660	150	NR	790	3	NR	920	0	NR
405	9	NR	535	520	NR	665	131	NR	795	3	NR	925	0	NR
410	14	NR	540	534	NR	670	113	NR	800	2	NR	930	0	NR
415	26	NR	545	547	NR	675	98	NR	805	2	NR	935	0	NR
420	50	NR	550	561	NR	680	85	NR	810	2	NR	940	0	NR
425	95	NR	555	574	NR	685	73	NR	815	2	NR	945	0	NR
430	168	NR	560	586	NR	690	63	NR	820	1	NR	950	0	NR
435	284	NR	565	596	NR	695	54	NR	825	1	NR	955	0	NR
440	452	NR	570	604	NR	700	46	NR	830	1	NR	960	0	NR
445	705	NR	575	606	NR	705	40	NR	835	1	NR	965	0	NR
450	980	NR	580	603	NR	710	34	NR	840	1	NR	970	0	NR
455	869	NR	585	592	NR	715	29	NR	845	1	NR	975	0	NR
460	531	NR	590	577	NR	720	25	NR	850	1	NR	980	0	NR
465	372	NR	595	554	NR	725	22	NR	855	1	NR	985	0	NR
470	268	NR	600	527	NR	730	19	NR	860	1	NR	990	0	NR
475	174	NR	605	497	NR	735	16	NR	865	0	NR	995	0	NR
480	135	NR	610	462	NR	740	14	NR	870	0	NR	1000	0	NR
485	126	NR	615	428	NR	745	12	NR	875	0	NR			

REPORT NUMBER: SP2-2501-321-5

TM-30-18

Summary

R_f = 74.2
R_g = 92.7
CIE R_a = 72.2
R_9 = -38.2

Spectral Power Distribution Comparison

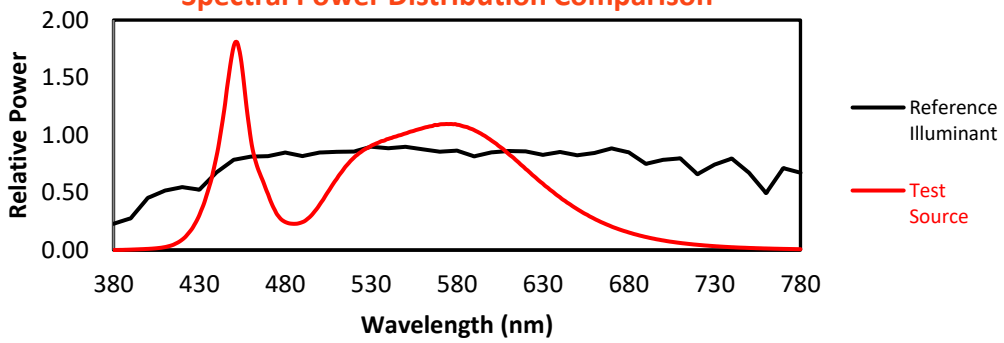

Color Vector Graphics

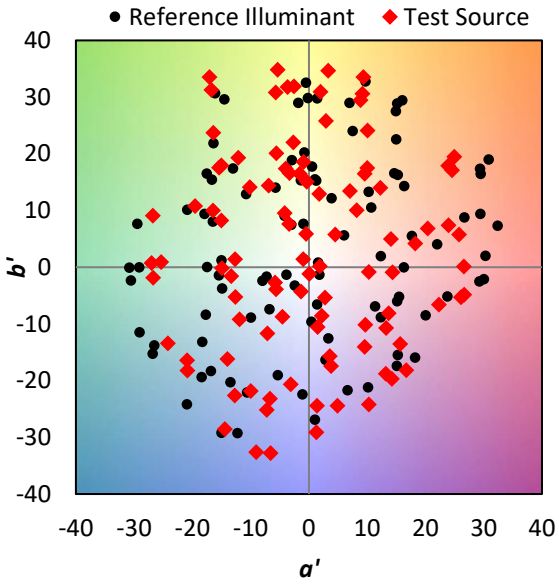

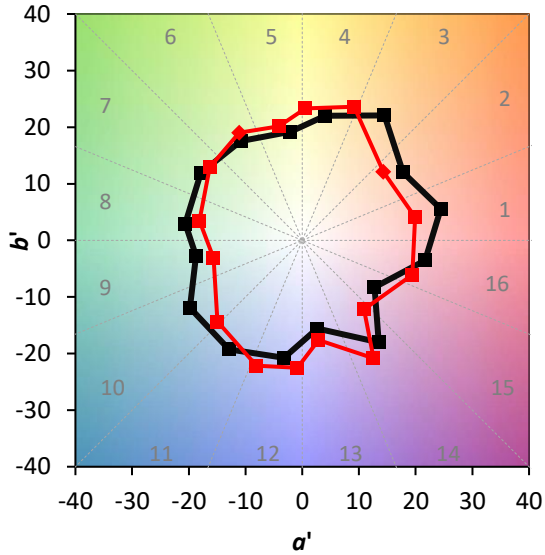

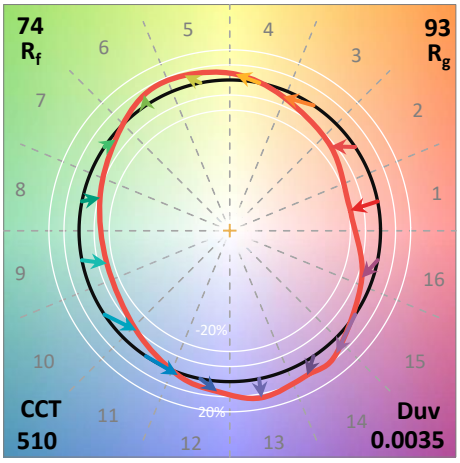

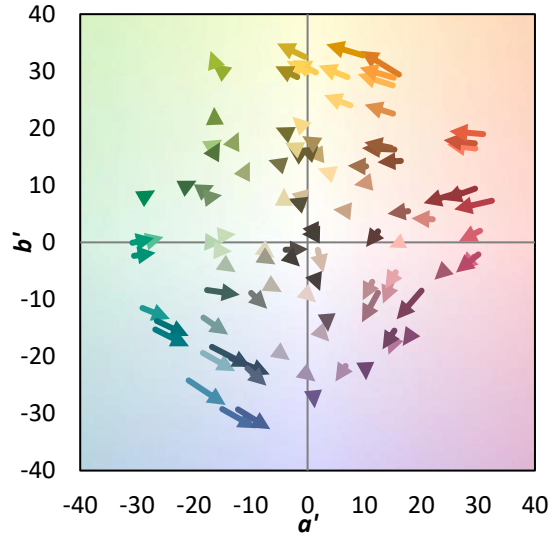

Individual Sample Fidelity Index ($R_{f,i}$)

CES01 = 85	CES26 = 63	CES51 = 89	CES76 = 51
CES02 = 59	CES27 = 89	CES52 = 89	CES77 = 68
CES03 = 30	CES28 = 81	CES53 = 79	CES78 = 54
CES04 = 69	CES29 = 69	CES54 = 84	CES79 = 80
CES05 = 46	CES30 = 88	CES55 = 83	CES80 = 77
CES06 = 50	CES31 = 72	CES56 = 74	CES81 = 79
CES07 = 38	CES32 = 63	CES57 = 73	CES82 = 91
CES08 = 38	CES33 = 82	CES58 = 74	CES83 = 90
CES09 = 29	CES34 = 70	CES59 = 86	CES84 = 85
CES10 = 72	CES35 = 83	CES60 = 88	CES85 = 78
CES11 = 56	CES36 = 88	CES61 = 82	CES86 = 75
CES12 = 61	CES37 = 78	CES62 = 81	CES87 = 77
CES13 = 41	CES38 = 98	CES63 = 73	CES88 = 81
CES14 = 74	CES39 = 97	CES64 = 64	CES89 = 73
CES15 = 70	CES40 = 91	CES65 = 61	CES90 = 80
CES16 = 46	CES41 = 96	CES66 = 56	CES91 = 72
CES17 = 49	CES42 = 80	CES67 = 54	CES92 = 58
CES18 = 55	CES43 = 79	CES68 = 64	CES93 = 75
CES19 = 71	CES44 = 99	CES69 = 73	CES94 = 53
CES20 = 63	CES45 = 87	CES70 = 56	CES95 = 64
CES21 = 85	CES46 = 85	CES71 = 47	CES96 = 76
CES22 = 77	CES47 = 90	CES72 = 82	CES97 = 86
CES23 = 91	CES48 = 80	CES73 = 47	CES98 = 76
CES24 = 90	CES49 = 83	CES74 = 90	CES99 = 62
CES25 = 71	CES50 = 89	CES75 = 50	

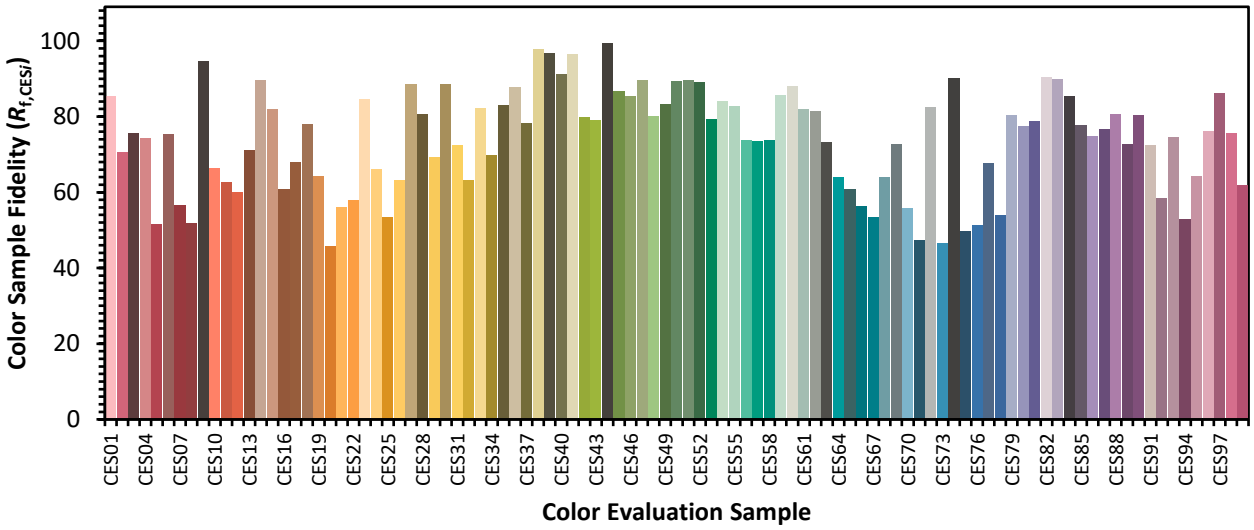

Color Rendition by Hue-Angle Bin

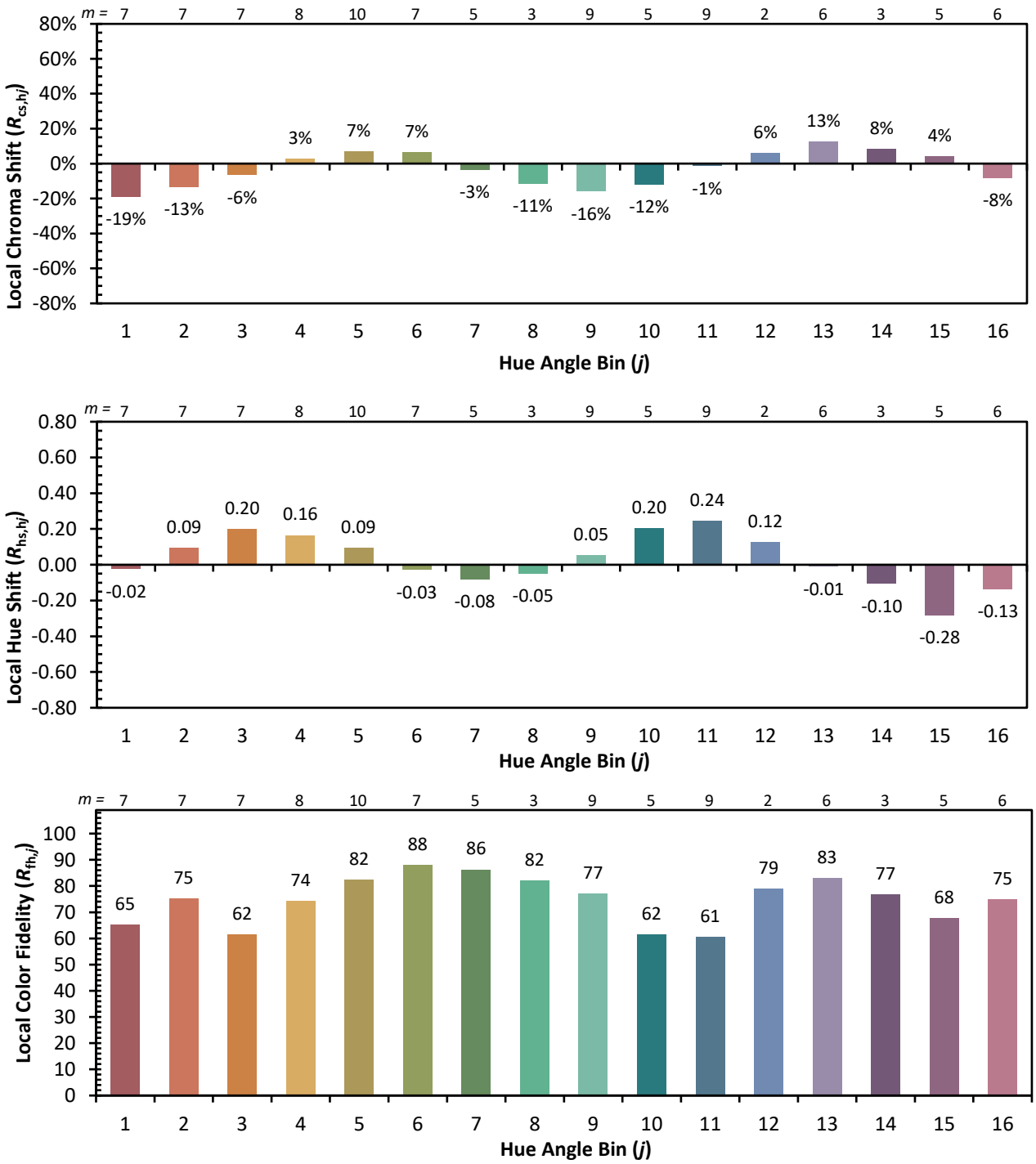

Measure Comparisons

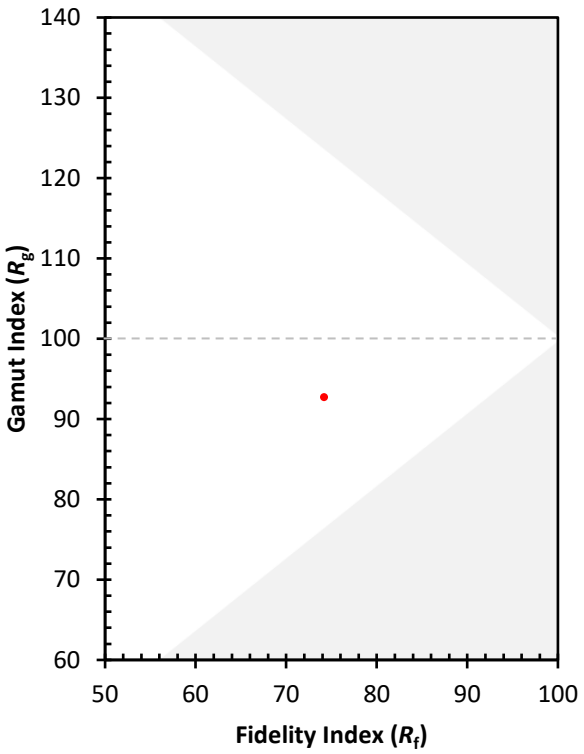

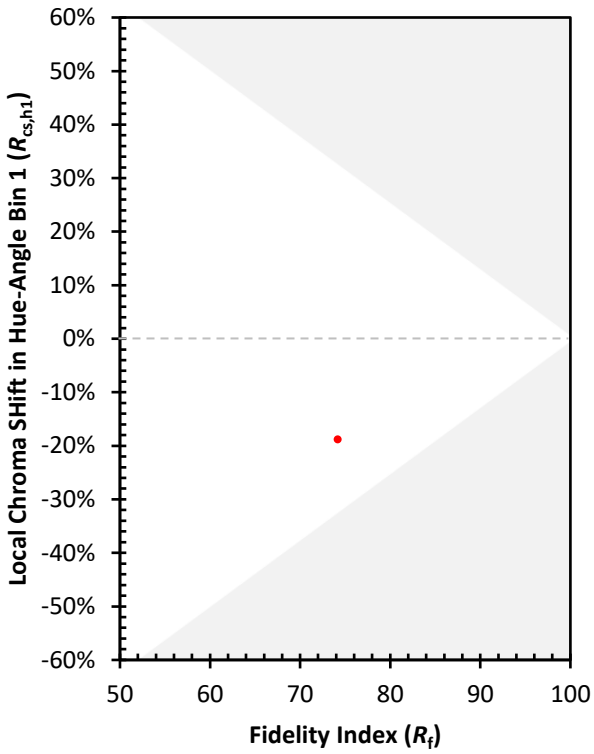

(END OF REPORT)